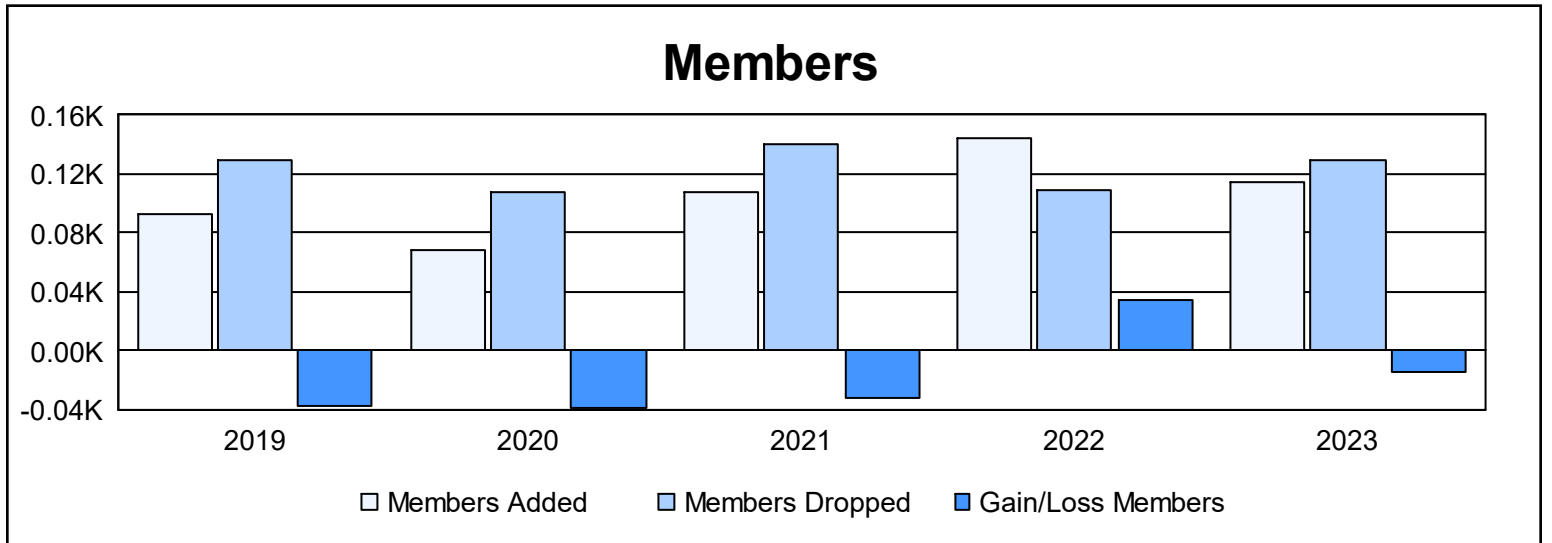
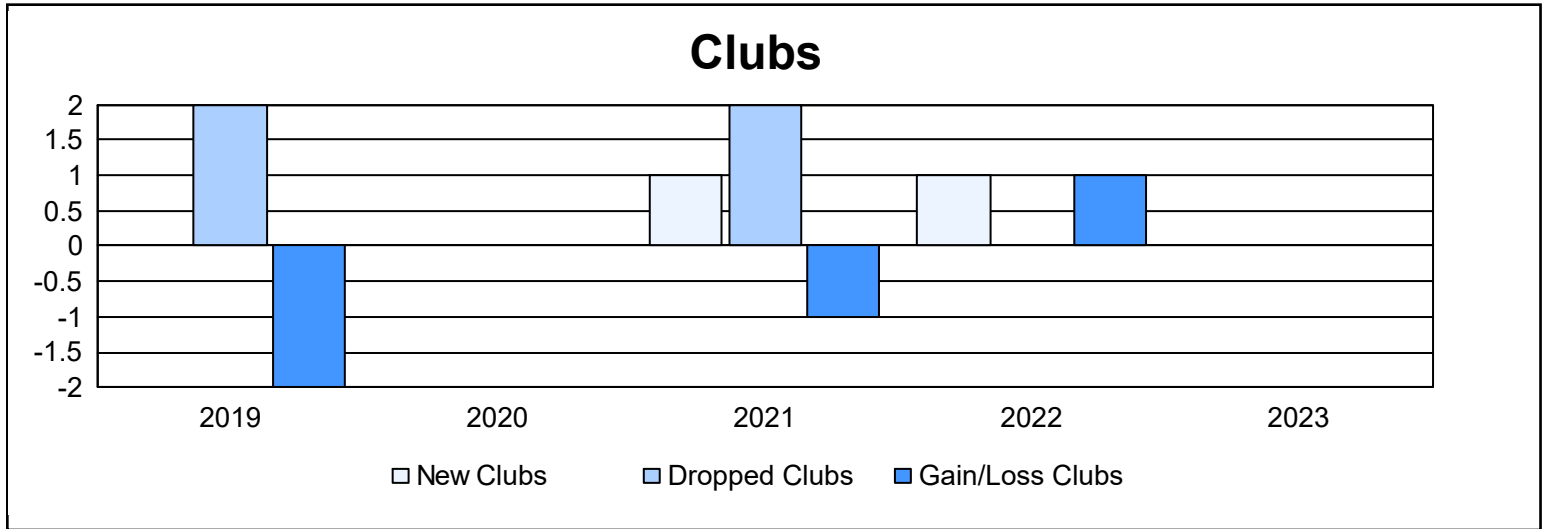
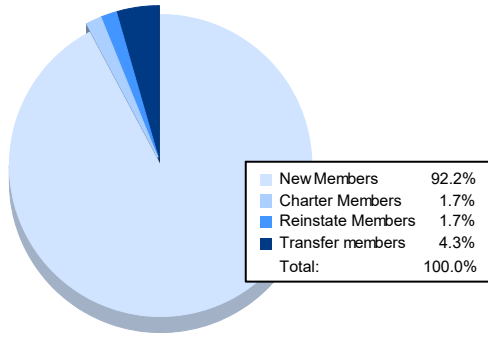


Year	New Clubs	Dropped Clubs	Gain/ Loss Clubs	New Members	Charter Members	Reinstate Members	Transfer Members	Total Member Added	Total Members Dropped	Gain/ Loss Members
2018-2019	0	2	-2	76	7	4	6	93	130	-37
2019-2020	0	0	0	55	2	5	7	69	108	-39
2020-2021	1	2	-1	59	40	5	4	108	140	-32
2021-2022	1	0	1	110	27	2	5	144	109	35
2022-2023	0	0	0	106	2	2	5	115	130	-15
<b>Average</b>	<b>0</b>	<b>1</b>	<b>0</b>	<b>81</b>	<b>16</b>	<b>4</b>	<b>5</b>	<b>106</b>	<b>123</b>	<b>-18</b>



### Membership Composition June 2023 Cumulative



### Gender Composition June 2023 Cumulative

